

BRE Test Report

JCC Lighting Products Ltd

Sound Insulation Testing of the JC010023 downlight according to BS EN ISO 10140-2:2010 and BS EN ISO 10140-3:2010 for Part E of the Building Regulations

Prepared for: JCC Lighting Products Ltd

Date: 30th July 2020

Report Number: P117842-1002-Issue 1

BRE
Watford, Herts
WD25 9XX

Customer Services 0333 321 8811

From outside the UK:
T + 44 (0) 1923 664000
F + 44 (0) 1923 664010
E enquiries@bre.co.uk
www.bre.co.uk

Prepared for:

Michael Rickwood
JCC Lighting Products Ltd
Innovation Centre, Beeding Close,
Southern Cross Trading Est,
Bognor Regis, West Sussex,
PO22 9TS





Prepared by

Name Ryan Hinton

Position Acoustic Technician

Date 30th July 2020


Signature 

Authorised by

Name Mark Coleman MIOA

Position Senior Acoustic Consultant

Date 30th July 2020

Signature 

This report is made on behalf of Building Research Establishment Ltd (BRE) and may only be distributed in its entirety, without amendment, and with attribution to BRE to the extent permitted by the terms and conditions of the contract. Test results relate only to the specimens tested. BRE has no responsibility for the design, materials, workmanship or performance of the product or specimens tested. This report does not constitute an approval, certification or endorsement of the product tested and no such claims should be made on websites, marketing materials, etc. Any reference to the results contained in this report should be accompanied by a copy of the full report, or a link to a copy of the full report.

BRE's liability in respect of this report and reliance thereupon shall be as per the terms and conditions of contract with the client and BRE shall have no liability to third parties to the extent permitted in law.



Executive Summary

- JCC Lighting Products Ltd commissioned the Building Research Establishment (BRE) to measure the airborne and impact sound insulation performance of JCC Lighting Products Ltd, downlights when installed in Robust Details Limited Appendix F floor.
- The tests were conducted in accordance with BS EN ISO 10140-2:2010 and BS EN ISO 10140 3:2010. Single number quantities were calculated in accordance with BS EN ISO 717-1:2013 and BS EN ISO 717-2:2013. BRE is a UKAS accredited testing laboratory for testing in accordance with BS EN ISO 10140-2:2010 and BS EN ISO 10140-3:2010.
- The JCC Lighting Products Ltd downlight tested satisfies the Robust Details Appendix F acoustic performance requirements for use with Approved Document E to The Building Regulations 2010.



Table of Contents

1	Introduction	4
2	Testing details	4
2.1	Test dates and personnel	4
2.2	Test methods and applicable standards	4
2.3	Test element installation	4
2.4	Instrumentation	5
2.5	Test Numbers	5
2.6	Construction details with test numbers	6
3	Sound insulation test results	7
4	Installation Details	8
4.1	Details	8
5	Appendices	10
5.1	Test results sheets	10



1 Introduction

BRE Acoustics was commissioned by JCC Lighting Products Ltd to carry out airborne and impact sound insulation measurements in the BRE Vertical Transmission Suite (Hall D, Building 14, BRE, Garston, Watford, Hertfordshire, WD25 9XX).

This report details the testing outlined in BRE proposal P117842.

2 Testing details

2.1 Test dates and personnel

The measurements detailed in this report were made on the 7th and 13th March 2020 by M Coleman and R Hinton of BRE Acoustics.

2.2 Test methods and applicable standards

Measurement of airborne and impact sound insulation was made in accordance with BS EN ISO 10140-2:2010 and BS EN ISO 10140-3:2010. Single number quantities were calculated in accordance with BS EN ISO 717-1:2013 and BS EN ISO 717-2:2013.

BRE Acoustics holds UKAS accreditation for the measurement of sound insulation in the field and the laboratory. The measurements were conducted using the procedures accredited by UKAS.

2.3 Test element installation

The Robust Details Appendix F floor and JCC Lighting Products Ltd downlights were installed by BRE.



2.4 Instrumentation

The equipment used to conduct the tests is identified in **Table 1**, below.

Equipment description	Manufacturer	Type	Serial number
Microphone Calibrator	B&K	4231	2175848
Microphone	GRAS	40AE	37071, 117036
Microphone Preamplifier	GRAS	26CA	13085, 13142
Real Time Analyser	NOR	850	8501142
Loudspeaker (Source)	B&K	4292	008003
Loudspeaker (Receive)	NOR	270H	26257, 26258
Rotating Boom (Source)	NOR	212NA	10417
Rotating Boom (Receive)	NOR	265	29412
Tapping Machine	NOR	211	12927

Table 1: Equipment list

The gain of the real time analyser was adjusted to give a reading 94.0 dB at 1 kHz using the B&K Type 4231 calibrator.

All equipment is calibrated in accordance with BRE procedures, using reference equipment calibrated by a UKAS accredited laboratory.

2.5 Test Numbers

Table 2 lists each test element along with its corresponding test number. The construction details for each test element can be found from Table 3 by referring to the test number.

Test number	Test element	Source room volume (m ³)	Receive room volume (m ³)	Common area (m ²)
L220-001	Floor	108.5	70.0	17.95
L220-002		108.5	70.0	17.95
L220-007	Downlight	108.5	70.0	17.95
L220-008		108.5	70.0	17.95

Table 2: Test numbers



2.6 Construction details with test numbers

The construction details are shown in **Table 3**, below. When construction details are provided by a third party, they are checked by BRE where possible.

Test element	Test number	Construction details
Floor	L220-001	Robust Details Limited Appendix F floor: 18 mm OSB (10.9 kg/m ²) fixed to 235 mm x 50 mm joists (3.6 kg/m ²), with 100 mm Isover APR 1200 (10 kg/m ³) between joists, 2 x 15 mm fire rated plasterboard (12 kg/m ²) fixed to underside of joists, joints and perimeter sealed.
	L220-002	
Downlight	L220-007	JCC Lighting Products Ltd downlight, JC010023.
	L220-008	

Table 3: Construction and product details



3 Sound insulation test results

The single number quantities for the sound insulation tests are shown in **Table 4**, below. The UKAS test result sheets are included in the appendices.

Robust Details Appendix F, F.3 (October 2014 update) states:

For the purposes of evaluating the influence on performance due to downlights for Robust Detail timber separating floors, four different measurements are required (2 airborne and 2 impact measurements). The following measurements are required:

Airborne

Test 1 Determination of $R_w + C_{tr}$ for the initial timber floor

Test 2 Determination of $R_w + C_{tr}$ for the initial timber floor plus downlights

Impact

Test 3 Determination of $L_{n,w}$ for the initial timber floor

Test 4 Determination of $L_{n,w}$ for the initial timber floor plus downlights

Table 4 below, contains values of the difference between Test 2 and Test 1 (Test 2 - Test 1) for airborne sound insulation performance and the difference between Test 3 and Test 4 (Test 3 - Test 4) for impact sound transmission performance.

Test number	$R_w + C_{tr}$ (dB)	$L_{n,w}$ (dB)	Test 2 - Test 1 (dB)	Test 3 - Test 4 (dB)
1 – L220-001	33	-	-	-
2 – L220-002	33	-	0	-
3 – L220-007	-	76	-	-
4 – L220-008	-	76	-	0

Table 4: Test results

Robust Details Appendix F, F.4 (October 2014 update) states:

For airborne sound insulation performance, the difference between Test 2 and Test 1 (Test 2 -Test 1) should be no worse than (-1dB)

For impact sound transmission performance, the difference between Test 3 and Test 4 (Test 3 -Test 4) should be no worse than (-1dB).

Based on the test results presented in **Table 4**, the downlights tested satisfy the Robust Details acoustic performance requirements.



4 Installation Details

4.1 Details

The joist installation for the floor is illustrated in **Figure 1**. The ends of the joists are fixed in hangers as specified in Appendix F of Robust Details Part E. The test specimen positions are also shown. **Figure 2** shows photographs of the product tested.

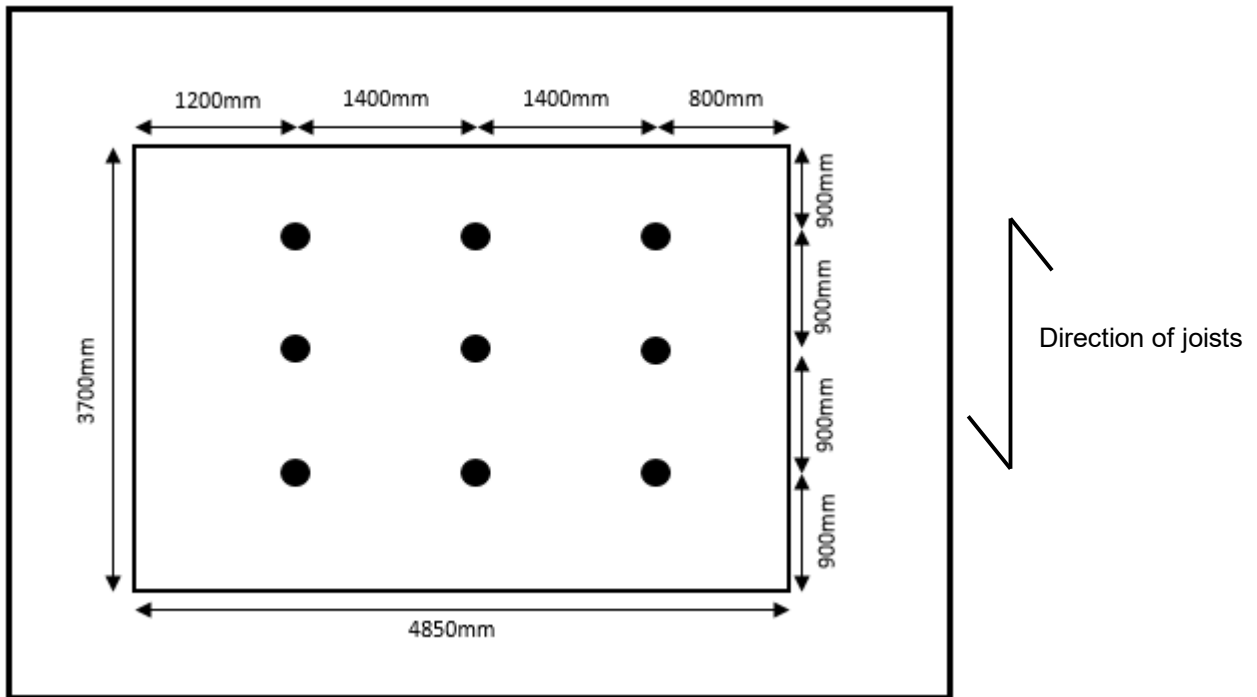


Figure 1: Positions of test specimens in the ceiling of the Robust Details Appendix F floor and direction of joists

bre



Figure 2: Photographs of JCC Lighting Products Ltd, JC010023 downlight and associated packaging.



5 Appendices

5.1 Test results sheets

Page Number	Test Number
11	L220-001
12	L220-002
13	L220-007
14	L220-008



Level difference according to BS EN ISO 10140-2

Laboratory measurement of sound insulation of building elements

Test Laboratory: BRE Transmission Suite (Hall D)
Client: JCC Lighting Products Ltd

0578

Date of test: 07/07/2020 **Test Number:** L220-001

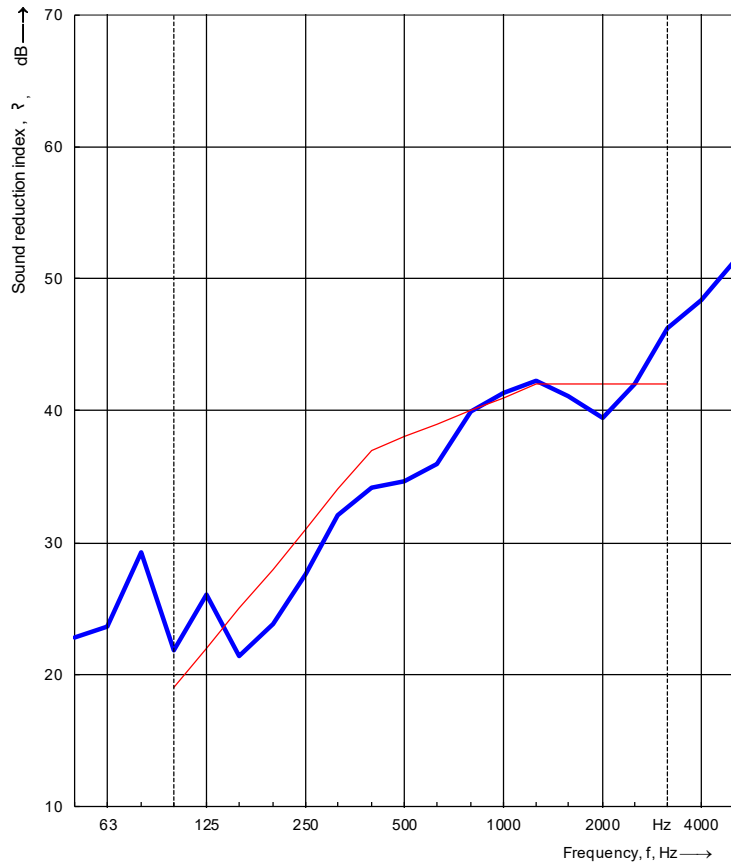
Test specimen installed by: BRE

Product identification: Robust Details Limited Appendix F floor

Description of the specimen: 18 mm OSB (10.9 kg/m²) fixed to 235 mm x 50 mm joists (3.6 kg/m²), with 100 mm Isover APR 1200 (10 kg/m³) between joists, 2 x 15 mm fire rated plasterboard (12 kg/m²) fixed to underside of joists, joints and perimeter sealed.

Static pressure: 101.0 kPa **Area, S, of test element:** 17.9 m²
Air temperature: 20 °C **Source room volume:** 112 m³
Relative air humidity: 77 % **Receiving room volume:** 72 m³

Frequency f [Hz]	R 1/3 octave [dB]
50	22.8
63	23.6
80	29.2
100	21.8
125	26.1
160	21.4
200	23.9
250	27.6
315	32.1
400	34.2
500	34.6
630	35.9
800	39.9
1000	41.3
1250	42.3
1600	41.1
2000	39.5
2500	42.0
3150	46.2
4000	48.4
5000	51.3



Rating according to ISO 717-1
 $R_w(C;C_{tr}) = 38 (-1 ; -5) \text{ dB}$
 Evaluation based on laboratory measurement results obtained in one-third-octave bands by an engineering method.

$C_{50-3150} = -1 \text{ dB}$ $C_{50-5000} = -1 \text{ dB}$ $C_{100-5000} = 0 \text{ dB}$
 $C_{tr,50-3150} = -5 \text{ dB}$ $C_{tr,50-5000} = -5 \text{ dB}$ $C_{tr,100-5000} = -5 \text{ dB}$

Based on the data provided in BS EN 20140-2:1993 it is estimated that the measurement uncertainty should not exceed ±1 dB for the single-number quantity (R_w) and should not exceed the values in Table A1 of BS EN 20140-2:1993 for the data in the individual third octaves (R)

This page may only be distributed with the test report in its entirety and in accordance with the terms and conditions of the contract



Normalized impact sound pressure levels according to BS EN ISO 10140-3

Laboratory measurements of impact sound insulation

Test Laboratory: BRE Transmission Suite (Hall D)
Client: JCC Lighting Products Ltd

Date of test: 07/07/2020 **Test Number:** L220-002

0578

Test specimen installed by: BRE

Product identification: Robust Details Limited Appendix F floor

Description of the specimen: 18 mm OSB (10.9 kg/m²) fixed to 235 mm x 50 mm joists (3.6 kg/m²), with 100 mm Isover APR 1200 (10 kg/m³) between joists, 2 x 15 mm fire rated plasterboard (12 kg/m²) fixed to underside of joists, joints and perimeter sealed.

Static pressure: 101.0 kPa

Air temperature: 20 °C

Relative air humidity: 77 %

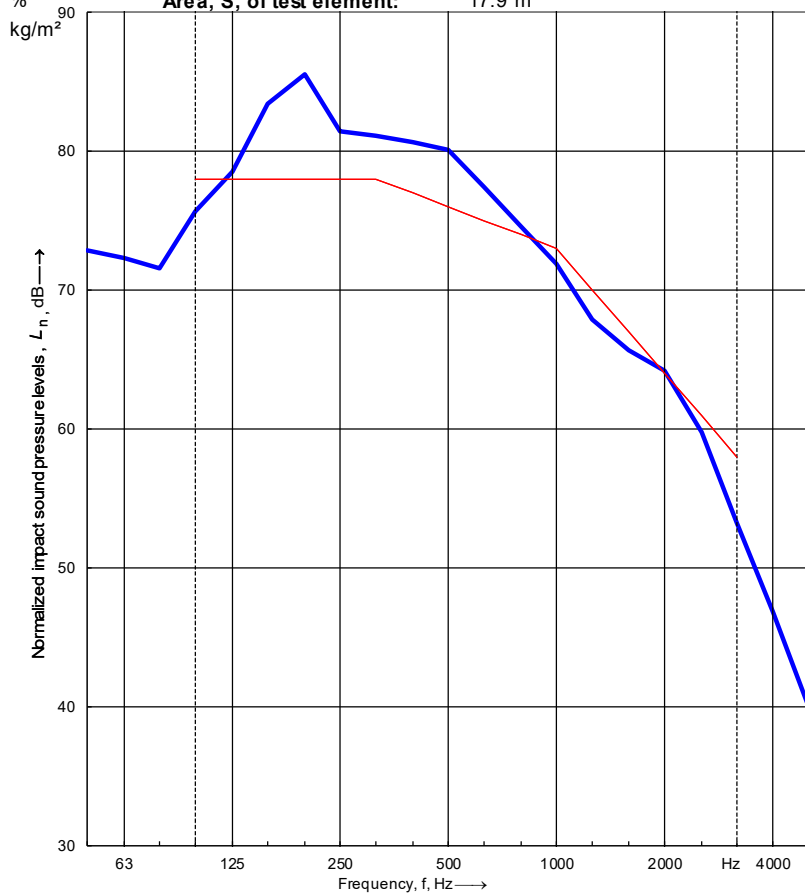
Mass per unit area: kg/m²

Source room volume: 112 m³

Receiving room volume: 72 m³

Area, S, of test element: 17.9 m²

Frequency f [Hz]	L _n 1/3 octave [dB]
50	72.9
63	72.3
80	71.6
100	75.7
125	78.5
160	83.4
200	85.5
250	81.4
315	81.1
400	80.7
500	80.1
630	77.4
800	74.6
1000	71.9
1250	67.9
1600	65.7
2000	64.2
2500	59.8
3150	53.2
4000	46.9
5000	39.8



Rating according to BS EN ISO 717-2
L_{n,w}(C₁) = 76 (0) dB C₁₅₀₋₂₅₀₀ = 0 dB
 Evaluation based on laboratory measurement results obtained in one-third-octave bands by an engineering method.
 Based on the data provided in BS EN 20140-2:1993 it is estimated that the measurement uncertainty should not exceed ±1 dB for the single-number quantity (L_{n,w}) and should not exceed the values in Table A1 of BS EN 20140-2:1993 for the data in the individual third octaves (L_n)

This page may only be distributed with the test report in its entirety and in accordance with the terms and conditions of the contract



Level difference according to BS EN ISO 10140-2

Laboratory measurement of sound insulation of building elements

Test Laboratory: BRE Transmission Suite (Hall D)
Client: JCC Lighting Products Ltd

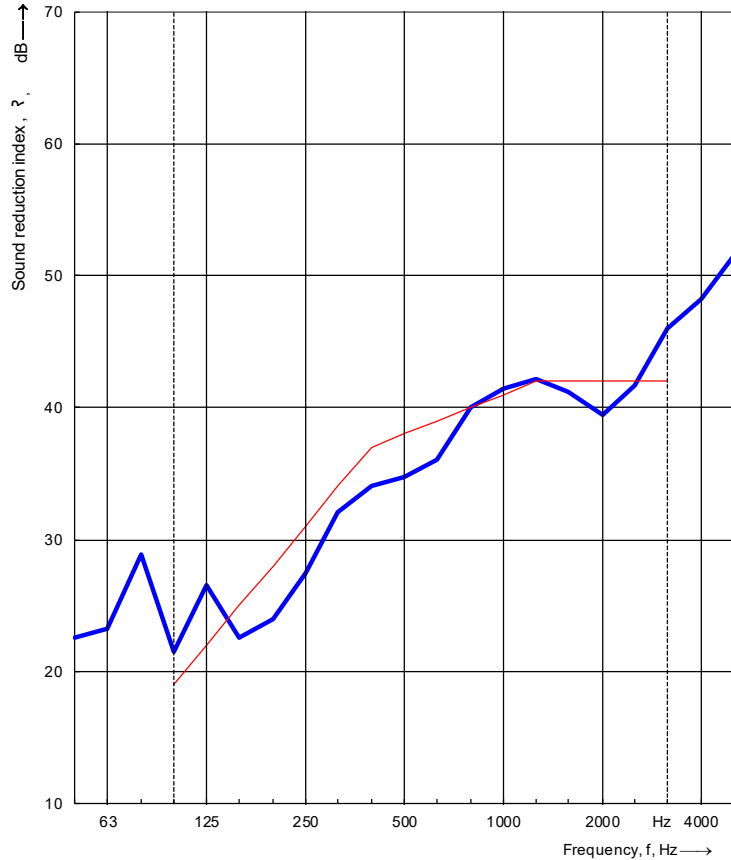
0578

Date of test: 13/07/2020 **Test Number:** L220-007

Test specimen installed by: BRE
Product identification: JCC Lighting Products Ltd Downlight
Description of the specimen: JC010023

Static pressure: 100.0 kPa **Area, S, of test element:** 17.9 m²
Air temperature: 18 °C **Source room volume:** 112 m³
Relative air humidity: 74 % **Receiving room volume:** 72 m³

Frequency f [Hz]	R 1/3 octave [dB]
50	22.5
63	23.2
80	28.9
100	21.5
125	26.5
160	22.6
200	24.0
250	27.5
315	32.1
400	34.0
500	34.7
630	36.0
800	40.0
1000	41.4
1250	42.1
1600	41.2
2000	39.5
2500	41.7
3150	46.0
4000	48.3
5000	51.5



Rating according to ISO 717-1
 $R_w(C;C_{tr}) = 38 (-1 ; -5) \text{ dB}$
 Evaluation based on laboratory measurement results obtained in one-third-octave bands by an engineering method.

$C_{50-3150} = -1 \text{ dB}$ $C_{50-5000} = 0 \text{ dB}$ $C_{100-5000} = 0 \text{ dB}$
 $C_{tr,50-3150} = -5 \text{ dB}$ $C_{tr,50-5000} = -5 \text{ dB}$ $C_{tr,100-5000} = -5 \text{ dB}$

Based on the data provided in BS EN 20140-2:1993 it is estimated that the measurement uncertainty should not exceed ±1 dB for the single-number quantity (R_w) and should not exceed the values in Table A1 of BS EN 20140-2:1993 for the data in the individual third octaves (R)

This page may only be distributed with the test report in its entirety and in accordance with the terms and conditions of the contract



Normalized impact sound pressure levels according to BS EN ISO 10140-3

Laboratory measurements of impact sound insulation

Test Laboratory: BRE Transmission Suite (Hall D)
Client: JCC Lighting Products Ltd

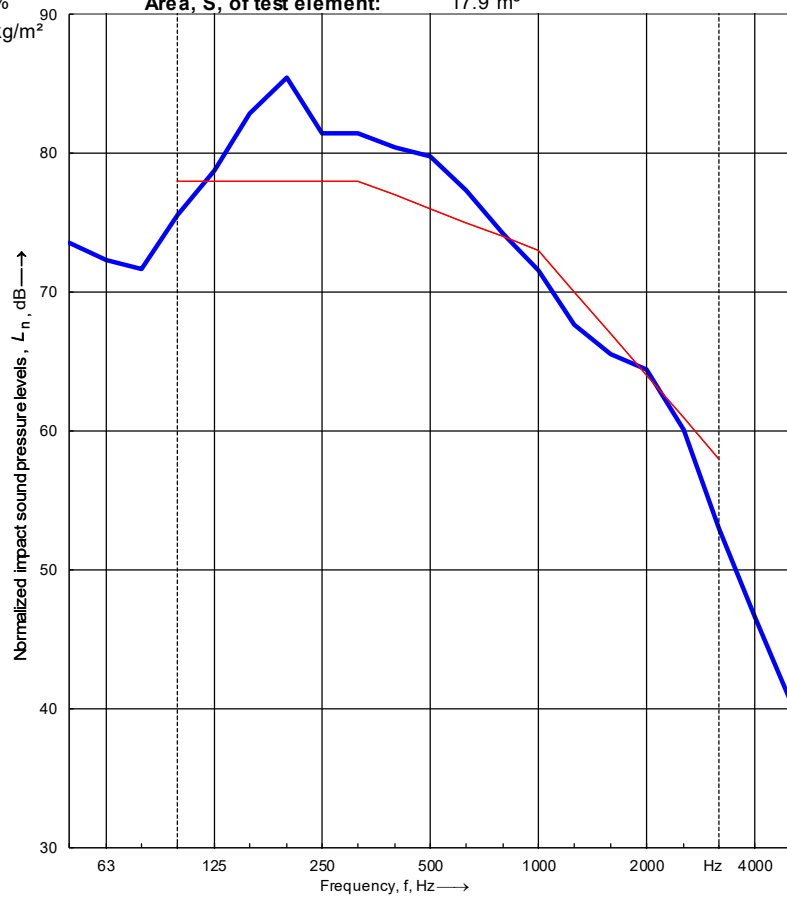
Date of test: 13/07/2020 **Test Number:** L220-008

0578

Test specimen installed by: BRE
Product identification: JCC Lighting Products Ltd Downlight
Description of the specimen: JC010023

Static pressure: 100.0 kPa **Source room volume:** 112 m³
Air temperature: 18 °C **Receiving room volume:** 72 m³
Relative air humidity: 74 % **Area, S, of test element:** 17.9 m²
Mass per unit area: kg/m²

Frequency f [Hz]	L _n 1/3 octave [dB]
50	73.5
63	72.3
80	71.7
100	75.6
125	78.8
160	82.9
200	85.4
250	81.4
315	81.4
400	80.4
500	79.8
630	77.3
800	74.2
1000	71.5
1250	67.7
1600	65.5
2000	64.4
2500	60.1
3150	53.0
4000	46.7
5000	40.3



Rating according to BS EN ISO 717-2
L_{n,w}(C₁) = 76 (0) dB **C₁₅₀₋₂₅₀₀ = 0 dB**
 Evaluation based on laboratory measurement results obtained in one-third-octave bands by an engineering method.
 Based on the data provided in BS EN 20140-2:1993 it is estimated that the measurement uncertainty should not exceed ±1 dB for the single-number quantity (L_{n,w}) and should not exceed the values in Table A1 of BS EN 20140-2:1993 for the data in the individual third octaves (L_n)

This page may only be distributed with the test report in its entirety and in accordance with the terms and conditions of the contract