

Installation Sheet

JC2033 Twist & Lock GU10 50W

Twist & Lock Range



Mains Recessed Downlights

Read these instructions before commencing installation & retain them for future reference.

JC2034 Twist & Lock Tiltable GU10 50W

Available Finishes: White, Brushed Nickel or Chrome

240V **IP20** 0.5M **50W Max**

These Fittings are Class II: Double insulated, No Earth required.

Important Information

It is recommended that luminaires are installed by a qualified electrician ensuring the installation complies to current IEE wiring regulations & local building control.

These products are designed for connection to a 240V 50Hz supply. Any broken or damaged parts should be replaced as soon as possible. JCC will not accept responsibility for any claims arising from a poor installation.

Important User Advice

Always switch off mains supply before servicing, fitting or replacing lamps. Always check the lamp is correct for the application, including its voltage and wattage.

This luminaire is suitable for indoor use only and should not be fitted to damp or wet surfaces such as freshly plastered or painted walls. Never exceed the maximum Wattage. Ensure the lamp is correctly located in the lampholder.

Installation Procedure


JCC recommends that a sample hole is cut in some scrap material to familiarise yourself with the installation. Once you are completely satisfied: Locate the area's suitable to install these luminaires. Cut a round hole in ceiling and ensure sufficient ceiling void without infringing on joists, water pipes or electrical cables. Connect this product to a mains voltage supply. Fit this product as per illustration shown in Fig.1 Ensure there is adequate free air ventilation around the fitting Place lamp into lampholder and turn on the mains supply to test the luminaire. Further adjustment to the lamp position should be done with extreme care as the lamps will get very hot very quickly. Never touch a hot lamp.

JCC Lighting Aftersales

Technical Support Helpline: 01243 838986
Customer Service Department: 01243 838999

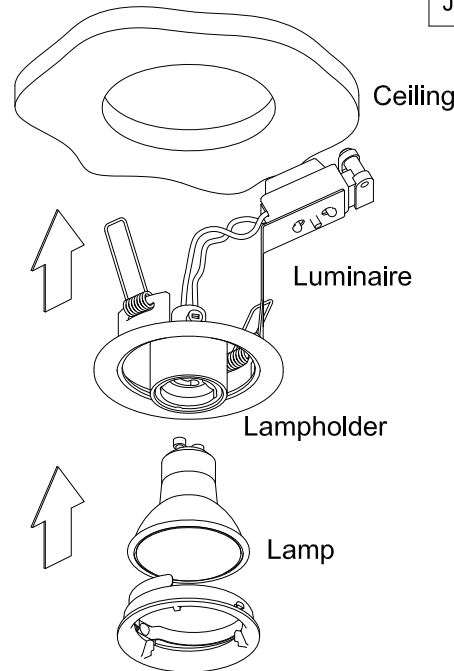


BS EN ISO9001 - 2008
Registered Firm
Certificate No. GB 1552

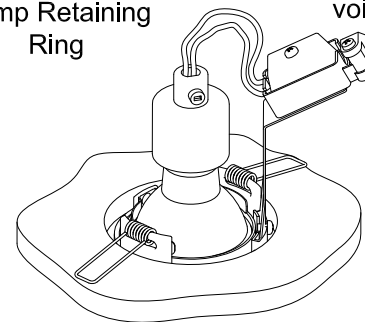


Product Information

Fig.1



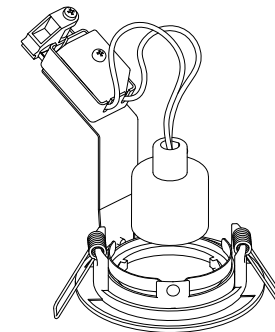
Twist & Lock Lamp Retaining Ring



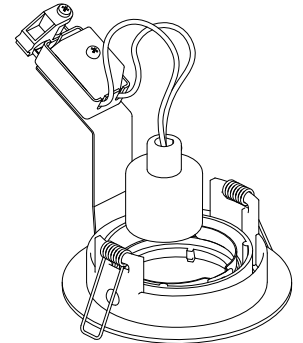
See table for min. void depth required

Dimensions			
JCC Model No	ØRim Size	ØCut out	Void Depth Req'd
JC2033 - Twist & Lock	77.5mm	71mm	120mm
JC2034 - Twist & Lock Tilt	94mm	83mm	120mm

JC2033



JC2034



Class II wiring details
Double Insulated - No Earth required

Mains Supply Luminaire

Red or Brown Live Brown cable (L)

Blue or Black Neutral Blue cable (N)

JCC Lighting Products recommends only branded lamps. For example: Sylvania or Osram.

Lamp replacement:

Lamp Cap: GU10
Max Wattage: 50W

